


















HS-AS Studs

Quick Fit threads

























For use with accelerometers with quick-fit threads.

Mounting Studs provide a secure, permanent or semi-permanent point of connection

| Part No. | Connection Point 1 | Connection Point 2 | | | |
|----------|----------------------------|--------------------|---|---|--|
| HS-AS001 | Quick Fit Male | Glue Face |  |  | |
| HS-AS002 | Quick Fit Male | M8 Male |  |  | |
| HS-AS003 | Quick Fit Male | M6 Male |  |  | |
| HS-AS004 | Quick Fit Male | 1/4"-28 UNF Male |  |  | |
| HS-AS007 | Quick Fit Male | M10 Male |  |  | |
| HS-AS010 | Quick Fit Male | M8 x 1.25 Female |  |  | |
| HS-AS011 | Quick Fit Male | M6 x 1 Female |  |  | |
| HS-AS012 | Quick Fit Male | 1/4"-28 UNF Female |  |  | |
| HS-AS013 | Quick Fit Male (9/16" UNC) | Glue Face |  |  | |
| HS-AS018 | Quick Fit Male (1/2" UNC) | Glue Face |  |  | |

HS-AS Studs

Quick Fit threads

| Part No. | Connection Point 1 | Connection Point 2 | | | |
|----------|---------------------------|-----------------------------------|---|---|--|
| HS-AS033 | Quick Fit Male | M8 x 1 Male |  |  | |
| HS-AS034 | Quick Fit Male (1/2" UNC) | M6 x 1 Male |  |  | |
| HS-AS037 | Quick Fit Male (1/2" UNC) | M8 x 1.25 Male |  |  | |
| HS-AS041 | Quick Fit Male | 3/8" BSP |  |  | |
| HS-AS049 | Quick Fit Male | 1/8" BSP |  |  | |
| HS-AS064 | Quick Fit Male | M5 Male |  |  | |
| HS-AS065 | Quick Fit Male | Glue face and M6 x 1 Female |  |  | |
| HS-AS072 | Quick Fit Male | M8 x 8mm Male |  |  | |
| HS-AS078 | Quick Fit Male | Glue Face in 316L Stainless Steel |  |  | |
| HS-AS108 | Quick Fit Male | M12 Male |  |  | |
| HS-AS120 | Quick Fit Male | 1/4"NPT Male |  |  | |