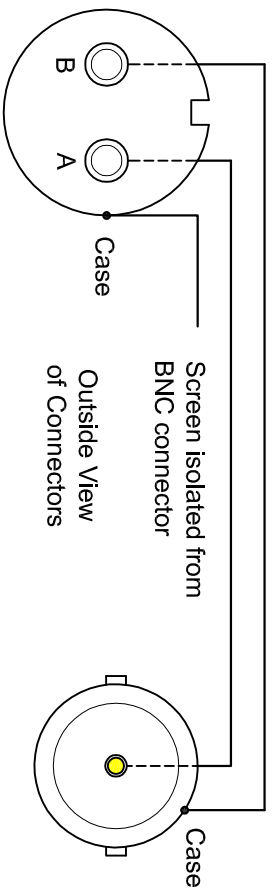
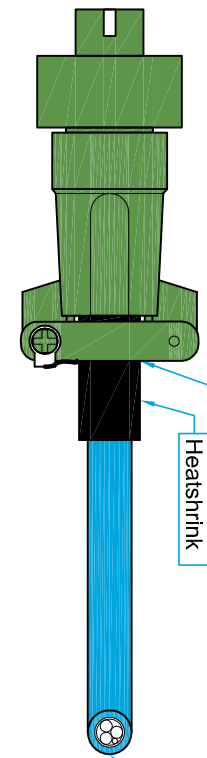


Connection Details of Cable Assembly

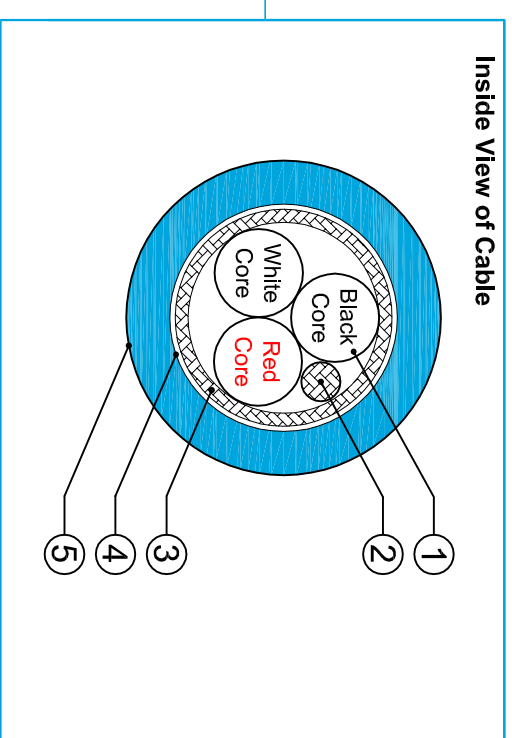
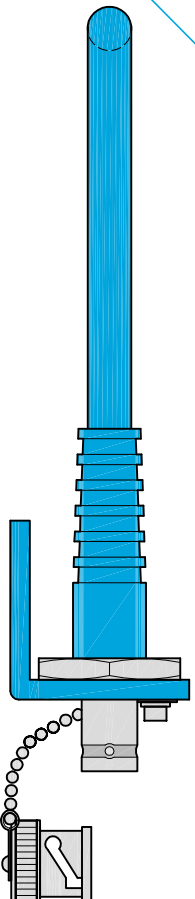


Connector 2 Pin MS Socket

Connector sealed to IP66 only when connected to the accelerometer.



BNC Connector with dustcap and 90° Bracket



Materials of Cable: C01-018 Silicon Cable				
Pos	Description	Dimension	Overall Diameter	Remarks
1.	Tin plated copper conductor insulation of ETFE	20 AWG 0,17	0,96 1,30	19 x 0,20 (0,6sqmm)
2.	Screen wire of tin plated copper	24 AWG	0,60	19 x 0,13 (0,24sqmm)
3.	Braided screen of tin plated copper	16 x 7x 0, 10 Lay = 23,4 Angle = 22,1	3,25	Coverage: 85% min
4.	Non woven polyester binder		3,4	
5.	Jacket of Silicon, blue pressure-extruded round	0,90	5,2 nom	

Technical Data of Cable	
Technical Data	Values at 20°C
Conductor resistance	Max: 32,4 Ω / km
Insulation resistance	>1500 MΩ x km
Test voltage	3 KV DC
Voltage rating	600 V AC
Capacitance	Core-core: 178 ± 18 nF / km
	Core-screen: 335 ± 33 nF / km
Impedance	Core-core: 28,6 ± 28 Ω
	Core-screen: 15,3 ± 2 Ω
Weight	46 g / m
Temperature rating	-50 / +150 °C